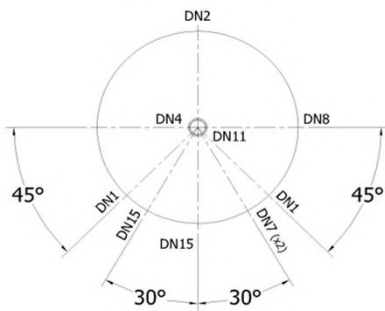
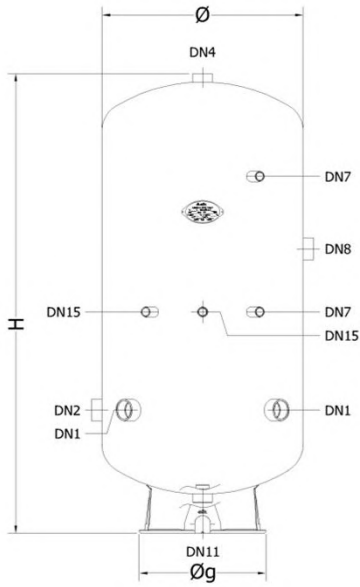
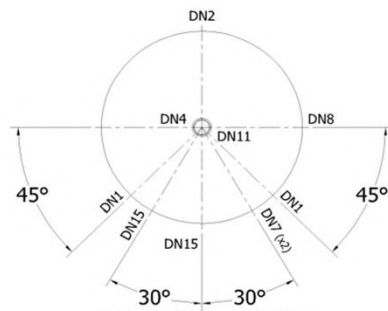
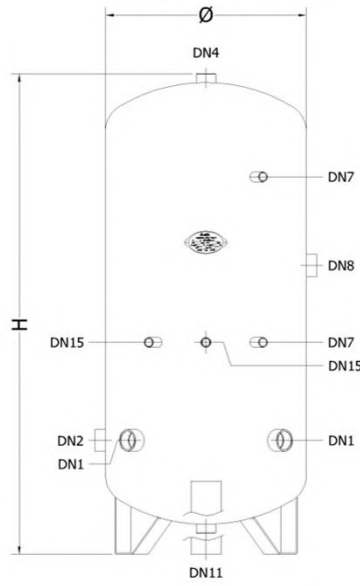


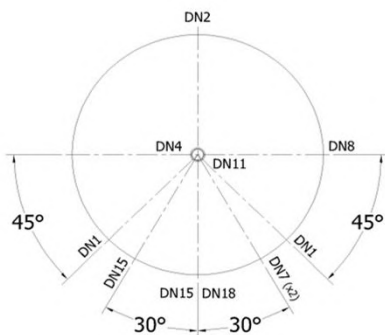
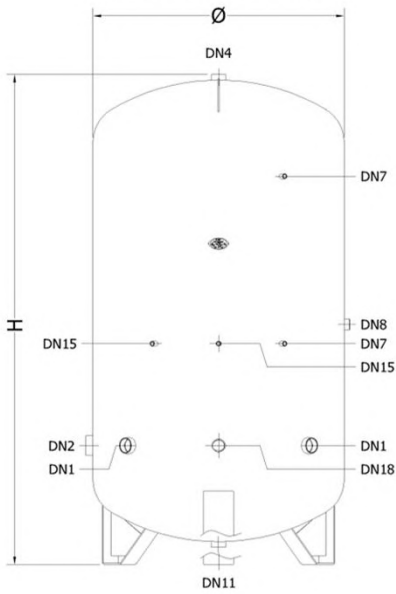
**ACZ 200÷500**



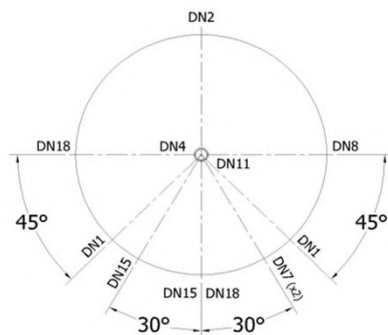
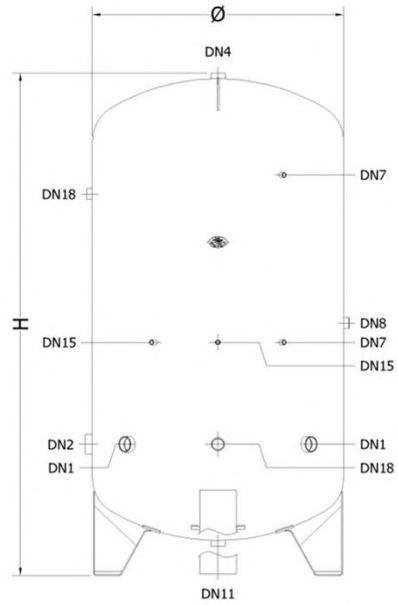
**ACZ 750÷2000**



**ACZ 2500÷5000**



**ACZ 7500÷10000**



**Modello / Type**

Pos.	Descrizione Description	ACZ													
		Cod.	Codice Code	A432J47 A432N47 A432R47	A432J51 A432N51 A432R51	A432J55 A432N55 A432R55	A432J59 A432N59 A432R59	A432J62 A432N62 A432R62	A432J67 A432N67 A432R67	A432J70 A432N70 A432R70	A432J72 A432N72	A432J74 A432N74	A432J77 A432N77	A432J80 A432N80	A432J87 A432N87
-	Capacità nominale <i>Nominal capacity</i>	L	<b>200</b>	<b>300</b>	<b>500</b>	<b>750</b>	<b>1000</b>	<b>1500</b>	<b>2000</b>	<b>2500</b>	<b>3000</b>	<b>4000</b>	<b>5000</b>	<b>7500</b>	<b>10000</b>
∅	Diámetro serbatoio <i>Tank diameter</i>	mm	500	550	650	750	800	950	1100	1250	1250	1400	1550	1650	1650
H	Altezza <i>Height</i>	mm	1345	1490	1800	2055	2370	2425	2445	2530	2830	2975	3050	4190	5190
-	Quota di ribaltamento <i>Pivot measurement</i>	mm	1440	1590	1920	2190	2510	2610	2690	2830	3100	3290	3430	4510	5450
∅ <sub>g</sub>	Diámetro basamento <i>Support base diameter</i>	mm	485	485	485	/	/	/	/	/	/	/	/	/	/
DN1	Quota connessione <i>Connection height</i>	mm	385	415	485	560	560	575	575	605	605	695	725	905	905
DN2	Quota connessione <i>Connection height</i>	mm	385	415	485	560	560	575	575	605	605	695	725	905	905
DN7	Quota connessione <i>Connection height</i>	mm	640	705	835	1010	1110	1025	1025	1135	1405	1495	1525	2105	2105
			1070	1195	1435	1710	1960	1975	1975	2005	2305	2395	2425	3555	4555
DN8	Quota connessione <i>Connection height</i>	mm	840	805	935	1210	1310	1125	1125	1235	1505	1595	1625	2205	2205
DN11	Quota connessione <i>Connection height</i>	mm	110	115	125	160	155	125	105	85	85	125	115	225	225
DN15	Quota connessione <i>Connection height</i>	mm	640	705	835	1010	1110	1025	1025	1135	1405	1495	1525	2105	2105
DN18	Quota connessione <i>Connection height</i>	mm	/	/	/	/	/	/	/	605	605	695	725	905	905
			/	/	/	/	/	/	/	/	/	/	/	3455	4455



**AUTOCLAVE ZINCATA SERIE ACZ**  
**PRESSURE BOOSTER TANK ACZ SERIES**

**Modello / Type**

Pos.	Descrizione Description	L	ACZ												
			200	300	500	750	1000	1500	2000	2500	3000	4000	5000	7500	10000
-	Capacità nominale Nominal capacity														
DN1	Connessione acqua Water connection		G1½"	G2"	G2"	G2"	G2"	G2"	G2"	G2½"	G2½"	G2½"	G2½"	G2½"	G2½"
DN2	Connessione acqua Water connection		G1½"	G2"	G2"	G2"	G2"	G2"	G2"	G3"	G3"	G3"	G3"	G3"	G3"
DN4	Ripristino precarica Air precharge connection		G1¼"	G1¼"	G1¼"	G1½"	G1½"	G2"	G2"	G2"	G2"	G2"	G2"	G2"	G2"
DN7	Attacco per indicatore di livello Level gauge connection		G½"	G½"	G½"	G½"	G½"	G½"	G½"	G½"	G½"	G½"	G½"	G½"	G½"
DN8	Attacco per livellostato Level switch connection		G1½"	G1½"	G1½"	G1½"	G1½"	G1½"	G1½"	G1½"	G1½"	G1½"	G1½"	G1½"	G1½"
DN11	Scarico Drain		G1¼"	G1¼"	G1¼"	G1½"	G1½"	G2"	G2"	G2"	G2"	G2"	G2"	G2"	G2"
DN15	Connessione strumenti Instruments connection		G½"	G½"	G½"	G½"	G½"	G½"	G½"	G½"	G½"	G½"	G½"	G½"	G½"
DN18	Connessione ausiliaria Auxiliary connection		/	/	/	/	/	/	/	G2"	G2"	G2"	G2"	G2"	G2"

**ACZ 200÷10000**

**ACZ 200÷10000**

**AIR 200÷2000**

Pressione massima di esercizio Max. working pressure	bar	8	12	16
Pressione di collaudo Shop test pressure	bar	11,5	17,5	23
Temperatura massima di esercizio Max. working temperature	°C	+50		
Temperatura minima di progetto Minimum design metal temperature	°C	-10		

**Note / Notes:**

- Finitura superficiale: zincatura a caldo secondo **EN ISO 1461**  
*Outer finish: hot dip galvanizing acc. to EN ISO 1461*
- I vasi autoclave zincati Elbi serie **ACZ** sono conformi alla Direttiva **2014/68/UE** e sono marcati CE  
*Elbi pressure booster tanks ACZ series are compliant to Directive 2014/68/EU with CE marking*
- I vasi autoclave Elbi serie **ACZ** sono garantiti **2 anni**  
*2 years warranty on Elbi pressure booster tanks ACZ series*

Revisione: 08 Autore: LC Approvatore: LC Data: 29/10/2020

Esempio di installazione / Installation scheme:

